

## Custom HoloKote and Custom HoloKote Flex application form

### For the Magicard Rio Pro printer.

1

HoloKote is an anti-counterfeit watermark logo that is imprinted on the card during the normal print cycle. Custom HoloKote uses a fixed 6x4 grid pattern of your logo whereas Custom HoloKote Flex is... flexible! You can have your logo your way across almost the entire card area.

For added visual security HoloPatch® cards can be used with Custom HoloKote and Custom HoloKote Flex. HoloPatch cards feature a gold foil seal that highlights the Custom HoloKote or Custom HoloKote Flex watermark for maximum visibility.

Custom HoloKote and Custom HoloKote Flex are delivered in a kit containing a CD and RFID card. Simply upload your custom graphic to the firmware of your printer (from the CD). Then drop your unique RFID card (also provided) into a slot in the printer and it acts as a key to enable the secure logo/graphic to be printed - it can also be used as a locking key for your printer.

### Custom HoloKote®



Blank card



HoloPatch® card

Select Custom HoloKote to have your logo watermarked as a fixed 6x4 grid pattern across the card.

- For the Magicard Rio Pro printer
- Can also be used as a Locking Key
- Portrait or Landscape.



### Custom HoloKote Flex™




Blank card



HoloPatch® card

Select Custom HoloKote Flex to have your logo watermarked at any size and location across the card.

- For the Magicard Rio Pro printer
- Can also be used as a Locking Key
- Portrait or Landscape.



## CONTACT INFORMATION

2

Reseller

Enduser

Company:

Name:

Phone No:

Email:

P.O. #:

## ORDER INFORMATION (Please fill in one section only)



### Custom HoloKote design

Custom Kit order quantity:

Locking key

New Key

Repeat Key

Original key serial #:

Artwork requirements



### Custom HoloKote Flex design

Portrait Landscape

Custom Kit order quantity:

HoloPatch YES NO

Locking key

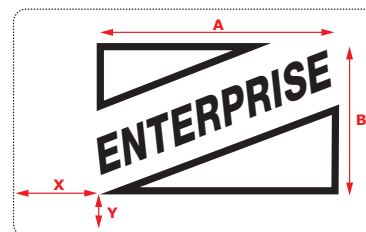
New Key

Repeat Key

Original key serial #:

Please view artwork requirements before completing this section.

X  
Y  
A  
B



Artwork requirements



## IMPORTANT:

Don't forget to send your logo in JPG, EPS, PDF, or BMP format together with this form.

[Click here to save file copy to your desktop before sending](#)

# Instructions for Custom HoloKote logo artwork requirements

3

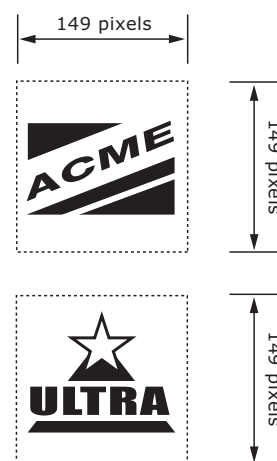


## Designs should be:

- ✓ Made up of **black and white only**, no greyscale or color  
149 x 149 pixels in dimension, 300 dpi resolution.
- ✓ Bold and clear designs – bear in mind that the actual printed area on the card surface for each logo is only half an inch square (12x12mm / 149x149 pixels).
- ✓ JPG, EPS, PDF or BMP format.

## Examples of good designs :

These two designs are good because they are made up of only black and white, they incorporate text and images that are big and bold, the designs make good use of the space provided and fit easily in the preferred dimension. They also look good when repeated across the card, in that they do not 'run into' each other.



## Designs should NOT be:

- ✗ Made up of multi-color or rainbow like designs.
- ✗ Small dimension or an unbalanced dimension (e.g. 150 x 200).
- ✗ Contain small thin text and images.

## Examples of bad designs :

These designs are bad because they have:

1. Too much black (should be maximum 45% black).
2. Too many colors (should be black & white).
3. Too much detail.
4. Too small.
5. Colored in greyscale.  
(should be converted to dithered black and white)
6. Unbalanced dimensions (too wide).



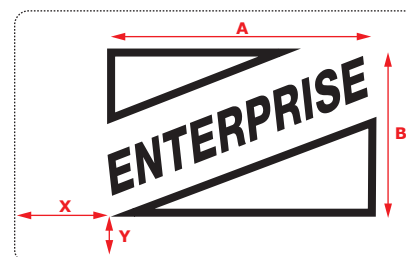
## Instructions for Custom HoloKote Flex logo artwork requirements

4



### Designs should be:

- ✓ Made up of **black and white only**, no greyscale or color, to a maximum of 81.6 x 50mm/3.22 x 1.97" in dimension at 300 dpi resolution.
- ✓ Please specify Portrait OR Landscape.
- ✓ Please specify Position on the card:  
X & Y offset from bottom left-hand corner. (mm / inches)  
A & B dimensions for the logo.(mm / inches)
- ✓ JPG, EPS, PDF or BMP format.



### Examples of good designs :

These two designs are good because they are made up of only black and white, they incorporate text and images that are big and bold, the designs make good use of the space provided and fit easily in the preferred dimension.



### Designs should NOT be:

- ✗ Made up of multi-color or rainbow like designs.
- ✗ Containing too large solid black areas.

### Examples of bad designs :

These designs are bad because they have:

1. Too much black (avoid large solid black areas).
2. Too many colors (should be black & white).
3. Colored in greyscale (should be converted to dithered black and white).
4. Too small.

