

HoloKote and HoloKote FLEX application form

For Magicard Rio, Tango and Tango +L printers.

1

HoloKote is an anti-counterfeit custom watermark logo that is embedded during the normal printing cycle. 'HoloKote' uses a fixed 6x4 grid pattern whereas HoloKote FLEX is... flexible! You can have your logo your way across almost the entire card area.

For added visual security HoloPatch® cards can be used with HoloKote and HoloKote FLEX. HoloPatch cards feature a sealed gold patch that highlights the HoloKote or HoloKote FLEX watermark for maximum visibility. The diagrams below illustrate the visual differences and impact each option can create.

HoloKote data is securely stored on a Custom Key, which is an encrypted memory card which cannot be copied. In addition to holding the HoloKote or HoloKote Flex logo, the Custom Key can also be setup as a locking device for your printer.

HoloKote®



Blank card



HoloPatch® card

The **HoloKote®** Custom Key is the memory card device that:

- Holds your HoloKote watermark custom design.
- Can also be used as a Locking Key for your printer.
- Can be used with HoloPatch®.
- For Rio 2e, Tango 2e and Tango +L.
Also Rio 1, Tango 1, Rio 2 and Tango 2,
- Portrait or Landscape orientation.

HoloKote FLEX™



Blank card



HoloPatch® card

The **HoloKote FLEX™** Custom Key is the memory card device that:

- Holds your HoloKote FLEX watermark custom design.
- Can also be used as a Locking Key for your printer.
- Can be used with HoloPatch®.
- For Rio 2e, Tango 2e and Tango +L only.
- Portrait or Landscape orientation.

CONTACT INFORMATION

2

DEALER CUSTOMER

Company:

Name:

Phone No:

Email:

P.O. #:

Logo file submission

- Please read the instructions on logo requirements before producing your logo file
- Email your logo file to your dealer together with a completed copy of this form

ORDER INFORMATION (Please fill in one section only)



Custom Key function
HoloKote custom design

Custom Key order quantity:

Locking key

New Key

Repeat Key

Original key serial #:

Artwork requirements



Custom Key function
HoloKote FLEX custom design

Portrait Landscape

Custom Key order quantity:

HoloPatch

Locking key

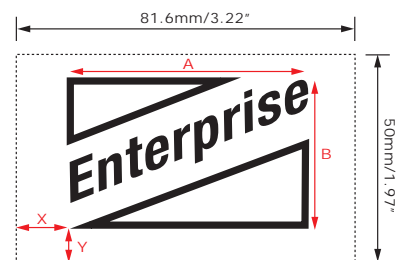
New Key

Repeat Key

Original key serial #:

Please view artwork requirements before completing this section.

X mm
Y mm
A mm
B mm



Artwork requirements

IMPORTANT:

Don't forget to send your logo in JPG, EPS, PDF, or BMP format together with this form.

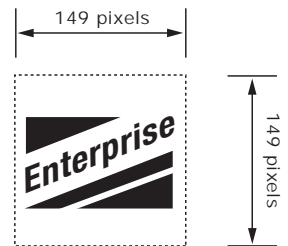
[Click here to save file copy to your desktop before sending](#)

Instructions for HoloKote logo artwork requirements



Designs should be:

- ✓ Made up of **black and white only**, no greyscale or color
149 x 149 pixels in dimension, 300 dpi resolution.
- ✓ Bold and clear designs – bear in mind that the actual printed area on the card surface for each logo is only half an inch square (12x12mm / 149x149 pixels).
- ✓ JPG, EPS, PDF or BMP format.



Examples of good designs :

These two designs are good because they are made up of only black and white, they incorporate text and images that are big and bold, the designs make good use of the space provided and fit easily in the preferred dimension. They also look good when repeated across the card, in that they do not 'run into' each other.


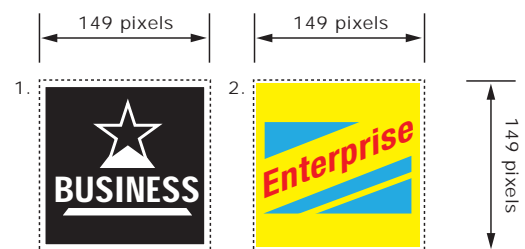
Designs should NOT be:

- ✗ Made up of multi-color or rainbow like designs.
- ✗ Small dimension or an unbalanced dimension (e.g. 150 x 200).
- ✗ Contain small thin text and images.

Examples of bad designs :

These designs are bad because they have:

1. Too much black (should be maximum 45% black).
2. Too many colors (should be black & white).
3. Too much detail.
4. Too small.
5. Colored in greyscale.
(should be converted to dithered black and white)
6. Unbalanced dimensions (too wide).

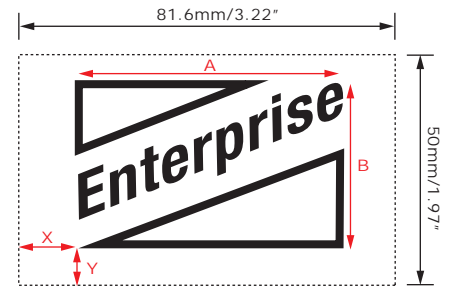


Instructions for HoloKote FLEX logo artwork requirements



Designs should be:

- ✓ Made up of **black and white only**, no greyscale or color, to a maximum of 81.6 x 50mm/3.22 x 1.97" in dimension at 300 dpi resolution.
- ✓ Please specify Portrait OR Landscape.
- ✓ Please specify Position on the card:
X & Y offset from bottom left-hand corner. (mm)
A & B dimensions for the logo.(mm)
- ✓ JPG, EPS, PDF or BMP format.



Examples of good designs :

These two designs are good because they are made up of only black and white, they incorporate text and images that are big and bold, the designs make good use of the space provided and fit easily in the preferred dimension.



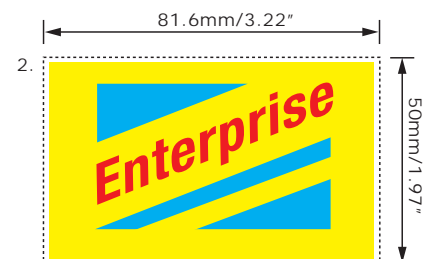

Designs should NOT be:

- ✗ Made up of multi-color or rainbow like designs.
- ✗ Containing too large solid black areas.

Examples of bad designs :

These designs are bad because they have:

1. Too much black (avoid large solid black areas).
2. Too many colors (should be black & white).
3. Colored in greyscale (should be converted to dithered black and white).
4. Too small.



Card samples

This page shows some examples of what HoloKote and HoloKote FLEX looks like printed on ID cards.

